

How to change Your Password in Gridlex App Suite?

Follow these steps to change your password on Gridlex App Suite.

Step 1: Go to the [Gridlex app suite](#) login page and login to your Gridlex account with your current password.

GRIDLEX

Login to Gridlex

Email Address or Username

navya@gridlex.com

Password

Login

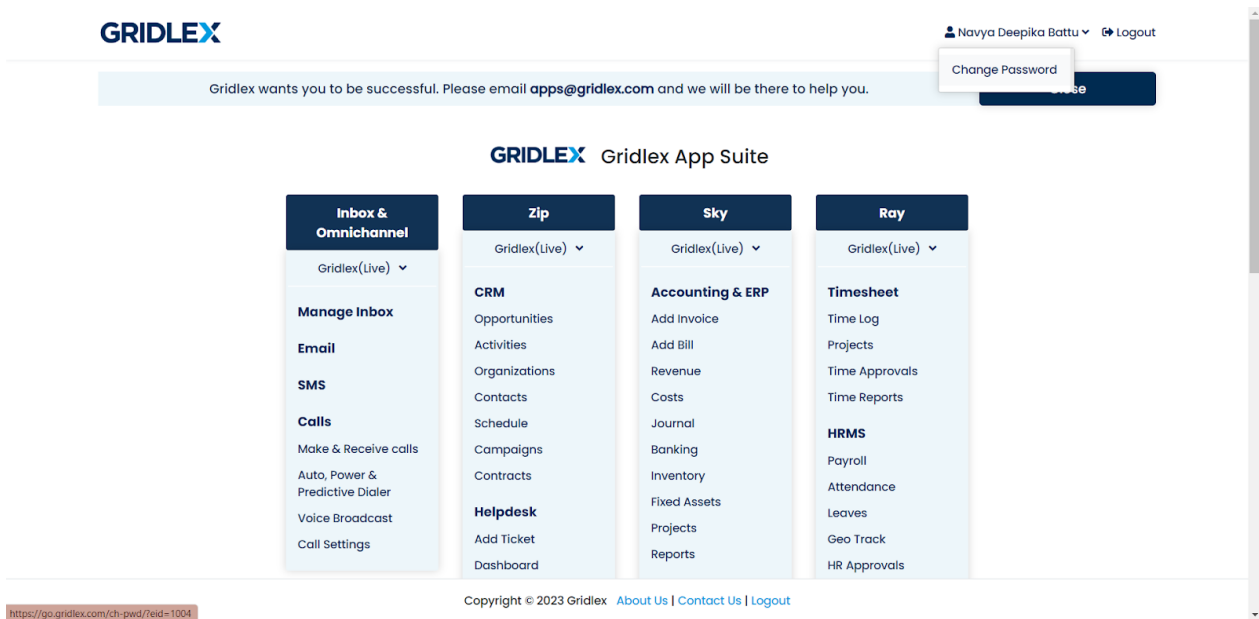
or

Log in with SSO

Forgot Password? [Click here to reset your password.](#) If you continue to face issues, please email apps@gridlex.com

Copyright © 2023 Gridlex [About Us](#) | [Login](#)

Step 2: Hover over your account name at the top right corner. You will see the 'Change Password' option. Click on it.



Step 3: Now, enter your current password and the new password, and confirm it. Once you're done, click on "Change Password." Your password will be changed, and you can use the new password to log in.

The screenshot shows the 'Change your password' form. At the top left is the GRIDLEX logo. At the top right, the user profile 'Navya Deepika Battu' is shown with a 'Logout' link. The form is titled 'Change your password' and includes a back arrow. Below the title, a message states: 'Set a Strong Password to prevent unauthorized access to your account.' The form contains three input fields: 'Current Password', 'New Password', and 'Confirm New Password'. A blue 'Change Password' button is located at the bottom of the form. At the bottom of the page, there is a copyright notice for 2023 Gridlex and links for 'About Us', 'Contact Us', and 'Logout'.

How to Reset Your Password in Gridlex App Suite?

Follow these steps to reset your password on Gridlex App Suite.

Step 1: Go to the [Gridlex app suite](#) login page and click “Forgot Password? Click here to reset your password.”

GRIDLEX

Login to Gridlex

Email Address or Username

Password

Login

or

Log in with SSO

Forgot Password? Click here to reset your password. If you continue to face issues, please email apps@gridlex.com

<https://auth.gridlex.com/forgot/identity/request/>

Copyright © 2023 Gridlex [About Us](#) | [Login](#)

Step 2: Enter your registered email address and click “Send Reset Password Link to My Email.”

Note: If you don’t have an email address or can’t remember your email address, please contact your organization’s administrator.

GRIDLEX

Forgot Password

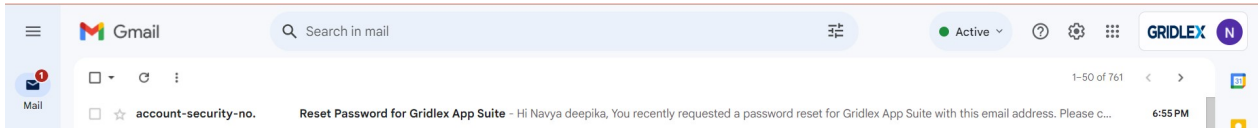
Please share your email address to reset your password

Send Reset Password Link to My Email

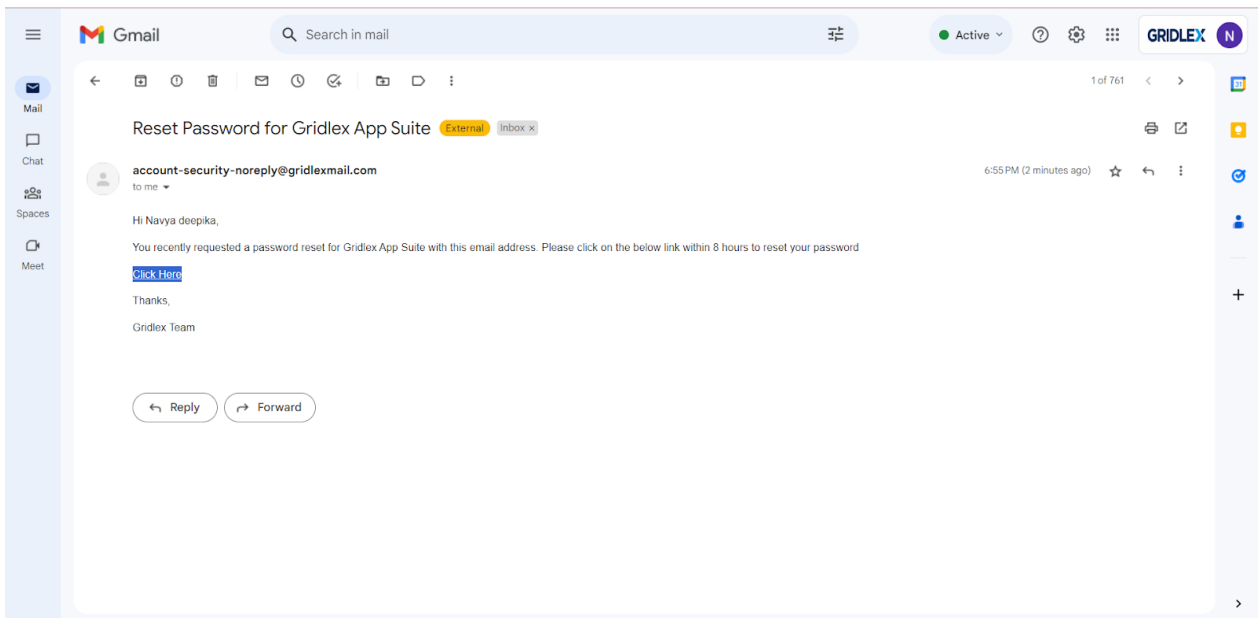
If you don't have an email address or can't remember your email address, please contact your organization's administrator. If you continue to face issues, please email apps@gridlex.com.

Copyright © 2023 Gridlex [About Us](#) | [Login](#)

Step 3: Check your email inbox for a password reset link. Check your spam folders if you can't find the email in your inbox.



Step 4: Now open the email and click on the “Click Here” link.



Step 5: You will be redirected to the password creation page. You can now create a new password. Enter the new password, confirm it, and click “Reset Password.”

Password Creation

Email Address

New Password

Confirm Password

[Reset Password](#)

- ✓ Password must be of minimum of 8 characters
- ✓ Contain atleast one Lower case and Upper case
- ✓ Contain atleast one Number
- ✓ Contain atleast one special case

Step 6: Now login with the new password that you just created.

Login to Gridlex

Email Address or Username

Password

[Login](#)

or

[Log In with SSO](#)

[Forgot Password?](#) Click here to reset your password. If you continue to face issues, please email apps@gridlex.com

If you need any help with any feature, data migration of your old data, or anything at all, just email apps@gridlex.com and our team will be here to help you. Remember, that one of **Gridlex's** core values is Customer Success. We want you to be successful.