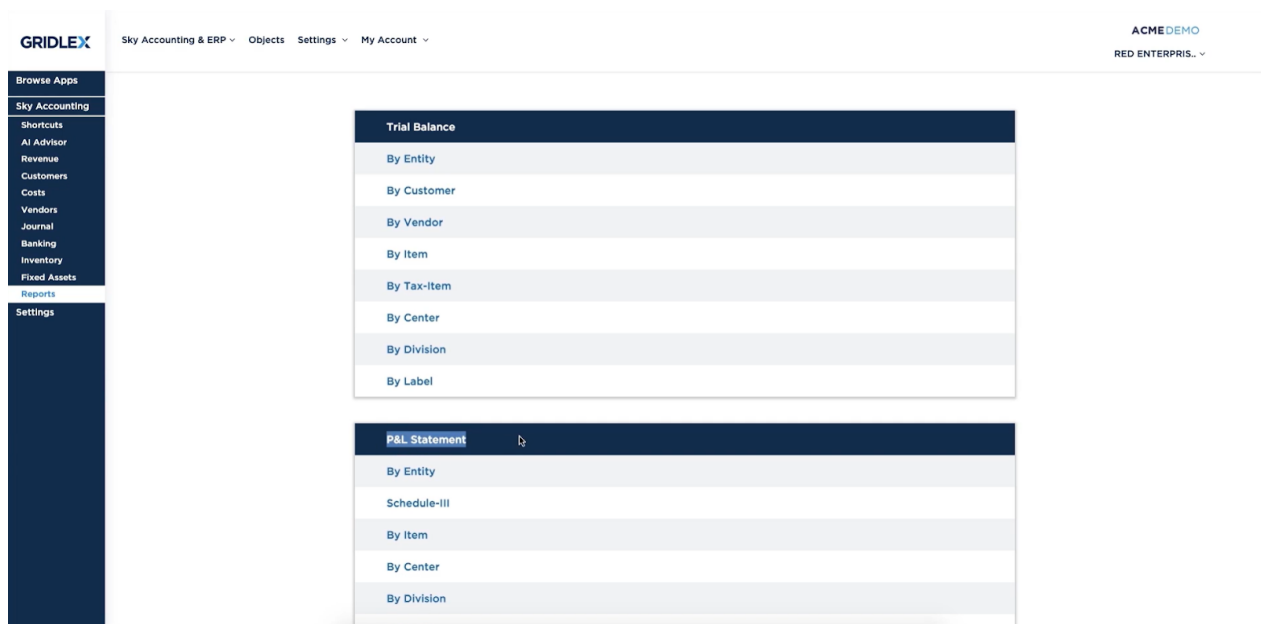


Gridlex Sky allows users to view detailed Profit and Loss Statements that can be used to track the financial performance of a business over time. Businesses can use these reports to assess whether they are making a profit or loss and to track the total income and expenses. For example, all the business related transactions like invoices, bills, expenses, other income, etc will be recorded in the P&L statement. In addition, users can view P&L Statements in accordance with the Center, Division and Label-wise. Gridlex Sky offers Schedule - III format for the companies as per the requirement of the Companies Act, 2013.

If you need any help with any feature, data migration of your old accounting data, questions on Chart of Accounts (COA) or anything at all, just email aps@gridlex.com, and our team of expert accountants will be here to help you. Remember, that one of Gridlex's core values is Customer Success. We want you to be successful.

How to View Profit & Loss Statements in Gridlex Sky?

Step 1: Login into your Gridlex App Suite Account and choose the entity of your choice. Go to the "Reports" tab and select "By Entity" tab.



Step 2: Users will be directed to the “P&L By Account” section. Here, users can view the Profit & Loss Statement for a certain period. Furthermore, users can utilize the filters to view custom time period i.e. From and To Date. In addition, users can view the entire report in Vertical view and Horizontal view.

Note: Users can download the Profit & Loss Statement in Excel and PDF format by clicking on the “Download” button.

Vertical View:

GRIDLEX

Sky Accounting & ERP ▾ Objects Settings ▾ My Account ▾

ACMEDEMO

RED ENTERPRIS... ▾

Browse Apps

Sky Accounting

Shortcuts

AI Advisor

Revenue

Customers

Costs

Vendors

Journal

Banking

Inventory

Fixed Assets

Reports

Settings

Dashboard

Variance Analysis

P&L By Account

Select Report Type

Time Period

From

To

Go

Download ▾

Vertical ▾

Custom ▾

04/01/2022

11/21/2022

Profit and Loss Statement for the Period 01-April-2022 to 21-November-2022

Particulars	Amount in (INR)
DIRECT INCOME	
Revenue from Sale of Products	56,75,193.77
Revenue from Sale of Products	56,75,193.77
Revenue from Sale of Products(direct)	13,20,813.56
Revenue from Sale of Mobiles	16,45,762.71
Revenue from Sale of Laptops	35,97,120
Revenue from Sale of other Peripherals	23,487.5
Revenue from Sale of Textiles	2,24,400
Revenue from Sale of FMCG Goods	-11,36,390
Revenue from Services/Fee	-210,000

Horizontal view:

GRIDLEX

ACMEDEMO

RED ENTERPRIS..

Browse Apps

Sky Accounting

Shortcuts

AI Advisor

Revenue

Customers

Costs

Vendors

Journal

Banking

Inventory

Fixed Assets

Reports

Settings

Dashboard

Variance Analysis

P&L By Account

Select Report Type

Time Period

From

To

Go

Download

Horizontal

Custom

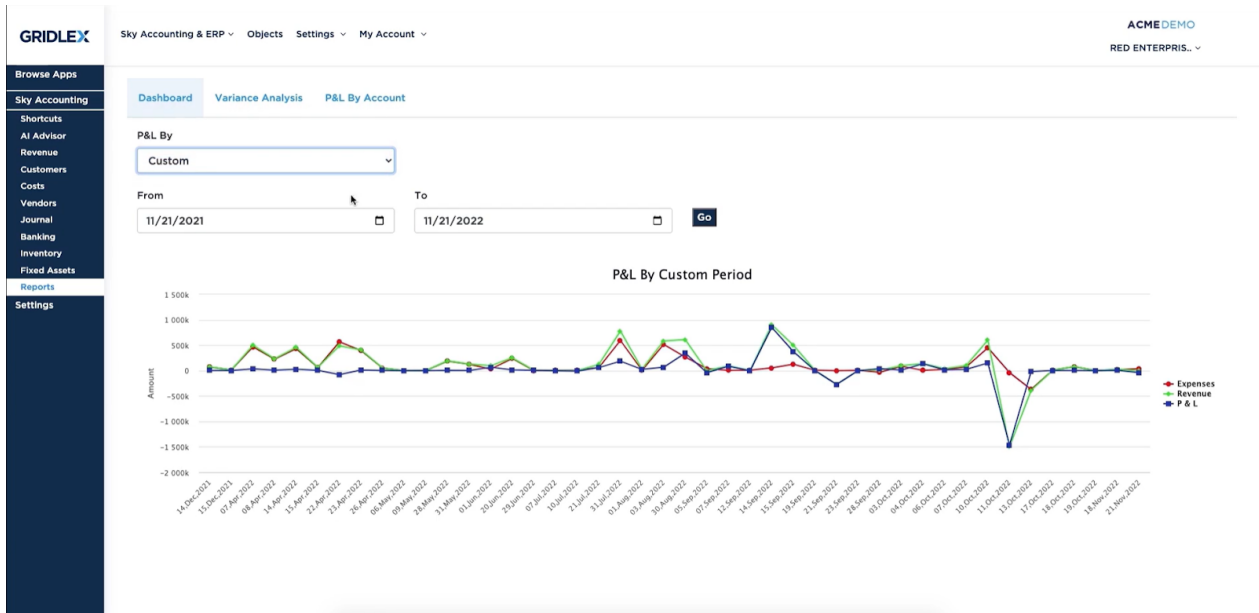
04/01/2022

11/21/2022

Profit and Loss Statement for the Period 01-April-2022 to 21-November-2022

Particulars	Amount in (INR)	Particulars	Amount in (INR)
DIRECT EXPENSE		DIRECT INCOME	
Supplies and Materials - DE	1,82,000	Revenue from Sale of Products	56,75,193.77
Supplies and Materials - DE	1,82,000	Revenue from Sale of Products	56,75,193.77
Product Consultants - DE	8,000	Revenue from Sale of Products(direct)	13,20,813.56
Product Consultants - DE	8,000	Revenue from Sale of Mobiles	16,45,762.71
Salaries and Wages - DE	84,000	Revenue from Sale of Laptops	35,97,120
Salaries and Wages - DE	84,000	Revenue from Sale of other Peripherals	23,487.5
Salaries and Wages - DE(direct)	70,000	Revenue from Sale of Textiles	2,24,400
Salaries and Wages - (Rajesh)	2,000	Revenue from Sale of FMCG Goods	-11,36,390

Step 3: Go to “Dashboard” to view the Graphical Representation of the Profit and Loss. Users can also customize the period they are willing to view. In addition, this allows users to gain a visual representation of the expenses, revenue, and P&L.



Step 4: Click on “Variance Analysis” to compare Period 1 with Period 2 i.e., users can compare actual financial results to a budget or forecast. With the help of variance analysis, users can identify any significant deviations from the budget or forecast.

GRIDLEX

Sky Accounting & ERP ▾ Objects Settings ▾ My Account ▾

ACMEDEMO

RED ENTERPRIS.. ▾

Browse Apps

Sky Accounting

Shortcuts

AI Advisor

Revenue

Customers

Costs

Vendors

Journal

Banking

Inventory

Fixed Assets

Reports

Settings

Dashboard

Variance Analysis

P&L By Account

Account Name	Period 1		Period 2		Comparison
	From	To	From	To	
	04/01/2022	11/21/2022	04/01/2021	11/21/2021	
	Credit	Debit	Credit	Debit	
Revenue from Sale of Products	56,75,193.77	0	9,32,265	0	83.57%
Revenue from Sale of Products	56,75,193.77	0	9,32,265	0	83.57%
Revenue from Sale of Products(direct)	13,20,813.56	0	0	0	NA
Revenue from Sale of Mobiles	16,45,762.71	0	2,54,625	0	84.53%
Revenue from Sale of Laptops	35,97,120	0	4,72,500	0	86.86%
Revenue from Sale of other Peripherals	23,487.50	0	55,627.50	0	-136.84%
Revenue from Sale of Textiles	2,24,400	0	36,960	0	83.53%
Revenue from Sale of FMCG Goods	0	11,36,390	1,12,552.50	0	NA

Step 5: To view complete details by account, go to Reports >> Click on By Entity (Under P&L Statement) and Click on "P&L by Account". Here, click on any property to view the entire details. For example, Click on "Supplies and Materials - DE" to view the transaction details, transaction type, reference, credit & debit amount, etc associated with that particular property.

GRIDLEX

Sky Accounting & ERP ▾ Objects Settings ▾ My Account ▾

ACMEDEMO
RED ENTERPRIS. ▾

Browse Apps

Sky Accounting

Shortcuts

AI Advisor

Revenue

Customers

Costs

Vendors

Journal

Banking

Inventory

Fixed Assets

Reports

Settings

Reports » Ledger By Account » Supplies and Materials - DE

Time Period

From

To

Custom ▾

04/01/2022 📅

11/21/2022 📅

Search

Download ▾

Opening Balance: 0 Dr

Closing Balance: 1,82,000 Dr

Date	Transaction Details	Transaction Type	Transaction	Reference	Debit	Credit	Amount
2022-08-30	S. Dhanujay	Bill	Bill - 3000111	Services	3,000.00	0.00	3,000.00 Dr
2022-09-05	Big C Mobiles Pvt Ltd	Bill	Bill - 3000115	Services	40,000.00	0.00	40,000.00 Dr
2022-09-12	Arg Roofing Private Limited	Bill	Bill - 3000117	Services	5,000.00	0.00	5,000.00 Dr
2022-09-14	Balaji Communications	Bill	Bill - 3000118	Services	50,000.00	0.00	50,000.00 Dr
2022-10-03	Arg Roofing Private Limited	Bill	Bill - 3000120	Services	70,000.00	0.00	70,000.00 Dr
2022-10-03	SRINIVASU	Bill	Bill - 3000121	Services	14,000.00	0.00	14,000.00 Dr

Showing 1 to 6 of 6 entries

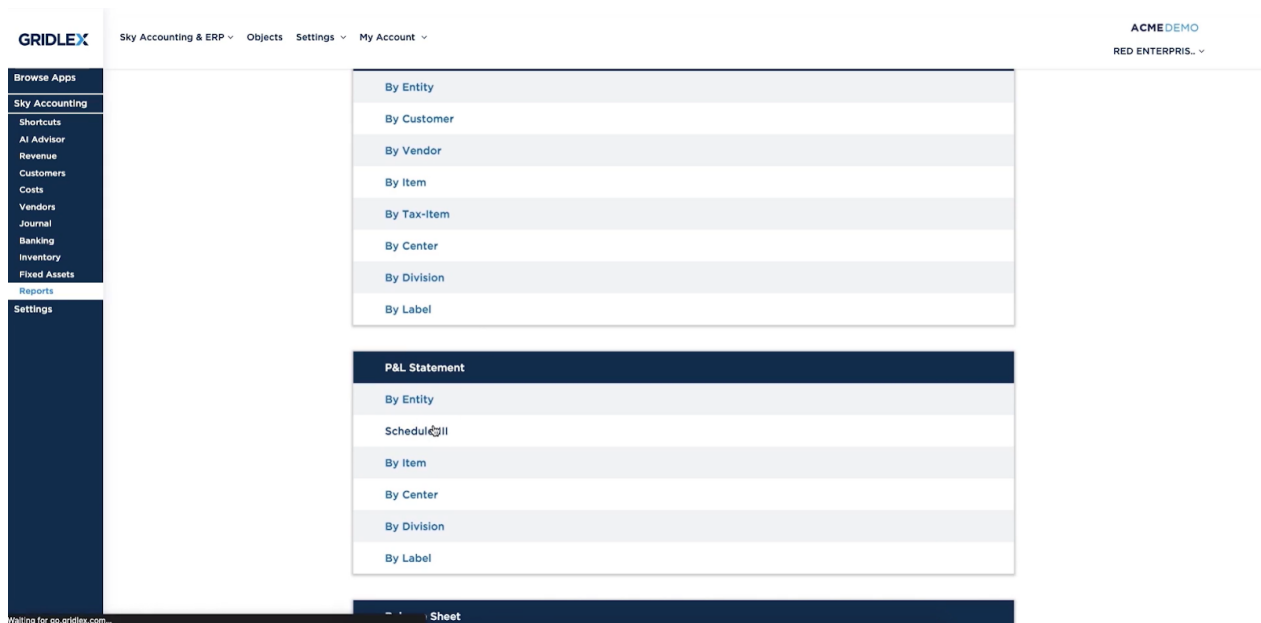
Previous

1

Next

How to View Schedule III in Gridlex Sky?

Step 1: Login into your Gridlex App Suite Account and choose the entity of your choice. Go to the “Reports” tab and select “Schedule III” tab.



Step 2: Here, users can view the P&L Statement in Schedule - III format as per the requirement of the Companies Act, 2013. Users can use filters like Time period, filter by center, division, labels, etc to narrow their view for a specific period. Furthermore, users can edit their account mapping by clicking on the “Edit Account Mapping” present in the top right corner of the screen.

Consolidated View:

The screenshot shows the 'Consolidated View' of the P&L Statement (Schedule III) in the Gridlex App Suite. The interface includes a sidebar with navigation options, a top navigation bar with 'Sky Accounting & ERP', 'Objects', 'Settings', and 'My Account', and a user profile 'ACME DEMO' with 'RED ENTERPRIS...' below it. The main area displays the 'Reports » P&L Statement (Schedule III)' title and an 'Edit Account Mapping' button. Below the title is a filter section with 'Time Period' set to 'Custom', 'From' date '04/01/2022', 'To' date '11/21/2022', 'View' set to 'Consolidated', and 'Filter By' set to an empty dropdown. There are 'Go' and 'Download' buttons. The main table displays the P&L Statement data for the period 01 Apr 2022 - 21 Nov 2022, compared to 01 Apr 2021 - 21 Nov 2021. The table has columns for 'Particulars', 'Note', and two columns for the time periods.

Particulars	Note	01 Apr 2022 - 21 Nov 2022	01 Apr 2021 - 21 Nov 2021
I. Revenue from operations		54,75,193.77	9,32,265.00
II. Other Income		2,000.00	0.00
III. Total Revenue (I + II)		54,77,193.77	9,32,265.00
IV. Expenses		48,27,140.00	10,12,200.00
1. Cost of materials consumed		0.00	0.00
2. Purchases of stock in trade		2,74,000.00	0.00
3. Changes in Inventories of finished goods work-in-progress and Stock-in-trade		0.00	0.00
4. Employee benefits expense		0.00	0.00
5. Finance Costs		0.00	0.00
6. Depreciation And Amortization Expense		0.00	0.00
7. Other Exeenses		45.53.140.00	10.12.200.00

Detailed View:

GRIDLEX

Sky Accounting & ERP ▾ Objects Settings ▾ My Account ▾

ACMEDEMO
RED ENTERPRIS_ ▾

Browse Apps

Sky Accounting

Shortcuts

AI Advisor

Revenue

Customers

Costs

Vendors

Journal

Banking

Inventory

Fixed Assets

Reports

Settings

Reports » P&L Statement (Schedule III)

Edit Account Mapping

Time Period

From

To

View

Filter By:

Custom ▾

04/01/2022 📅

11/21/2022 📅

Detailed ▾

▾

Go

Download ▾

Particulars	Note	01 Apr 2022 - 21 Nov 2022	01 Apr 2021 - 21 Nov 2021
I. Revenue from operations		54,75,193.77	9,32,265.00
Revenue from Sale of Products		56,75,193.77	9,32,265.00
Revenue from Sale of Products(direct)		13,20,813.56	0.00
Revenue from Sale of Mobiles		16,45,762.71	2,54,625.00
Revenue from Sale of Laptops		35,97,120.00	4,72,500.00
Revenue from Sale of other Peripherals		23,487.50	55,627.50
Revenue from Sale of Textiles		2,24,400.00	36,960.00
Revenue from Sale of FMCG Goods		-11,36,390.00	1,12,552.50
Revenue from Services/Fee		-2,10,000.00	0.00
Revenue from Repairs and Maintenance		-2,10,000.00	0.00
Revenue from Consultancy		10,000.00	0.00

Step 3: Here, users can edit their account types, write notes and descriptions (if any). Once done, click on the “Save” button.

GRIDLEX

Sky Accounting & ERP ▾ Objects Settings ▾ My Account ▾

ACMEDEMO
RED ENTERPRIS_ ▾

Browse Apps

Sky Accounting

Shortcuts

AI Advisor

Revenue

Customers

Costs

Vendors

Journal

Banking

Inventory

Fixed Assets

Reports

Settings

Reports » P&L Statement (Schedule III) » Account Mapping

Schedule3 Particular	Account Types	Notes	Description
Revenue from operations	<div><div>Revenue - Retail</div><div>Revenue - Wholesale</div><div>Revenue from Sale of Products</div><div>Revenue from Contracts</div><div>Revenue from Services/Fee</div><div>Revenue from Consultancy</div><div>Revenue from Non Profit Operations</div></div>		
Other Income	<div><div>Interest</div><div>Dividend</div><div>Income From Investments</div><div>Income exempted from Tax</div><div>Other Income</div><div>Foreign Exchange Gain</div><div>Discounts from Suppliers</div></div>		
Expenses:			
Cost of materials consumed			
Purchases of stock in trade	<div><div>Supplies and Materials - DE</div><div>Freight and Shipping Costs -DE</div><div>Lease Equipment - DE</div></div>		

Quick Tip

Gridlex Sky offers a list of shortcuts for common tasks. With the help of these quick shortcuts, users can easily navigate to this page without having to scroll through other sections. Click on “Review your **P&L**” under Reports section to view the Profit and Loss Statement in a single click.

[Inbox](#)
[Zip Helpdesk](#)
[Zip CRM](#)
[Sky Accounting & ERP](#)
[Sky Expenses](#)
[Ray HRMS](#)
[Objects](#)
[Settings](#)
[My Account](#)

Browse Apps

Sky Accounting

Shortcuts

AI Advisor
Revenue
Customers
Costs
Vendors
Journal
Banking
Inventory
Fixed Assets
Reports
Settings

Shortcuts

If you need any help with any feature, data migration of your old accounting data, questions on Chart of Accounts (COA) or anything at all, just email apps@gridlex.com and our team of expert accountants will be here to help you. Remember, that one of Gridlex's core values is Customer Success. We want you to be successful.

Shortcuts for Common Tasks

Revenue

Create an [Invoice](#)

Record a [Customer Receipt](#)

Post a [Credit Note](#)

Post a [Customer Advance](#)

Add a [Customer](#)

Reports

[Review your P&L](#), [Balance Sheet](#), [Trial Balance](#)

Review your [Accounts Receivables](#)

Review your [Accounts Payable](#)

Review your [GSTR-1](#), [GSTR-3B](#)

Other

Create a [Manual Journal Entry / Transaction](#)

Upload, categorize and reconcile your [Bank Transactions](#)

Create a [New Item](#)

Manage [Inventory](#)

Manage [Fixed Assets](#)

Setup Configuration Tasks

Update your Address, logo and signature for Invoice, Bills and Transactions ([Update](#))

Update your reporting time period: Current is Jan 01 to Dec 31 ([Update](#))

Connect your bank accounts: Not Yet Done ([Add Bank](#))

Update your [Chart Of Accounts](#) to customize for your business

Create [Centers](#), [Divisions](#) and [Label](#) to better organize your business

Create your [Revenue Templates](#), [Cost Templates](#) and [Transaction Templates](#) to customize for your business